



Remodeling Review

HBA Remodeler of the Year!

HBA Best Addition of the Year!

HBA Remodeled Project of the Year!

phone 419-389-0472
www.fanninremodeling.com

Over 20 years in business! VOL. 17, Issue 3 • Winter 2004



Happy Holidays

FROM OUR FAMILY TO YOURS!

We recently celebrated the holidays "family-style" at the Toledo Zoo. First, we had a pizza party in the animal room, then all the kids had an opportunity to ride the African Carrousel and see the "Lights Before Christmas." The evening ended with cookies and hot chocolate. It was a great time to warm our hearts with the holiday spirit and enjoy our families.



Bill Sams Family



Dan Sams Family



Brad Geer Family



Dale Martin Jr. Family



Chuck, Deb & Kurt Fannin

A Big Thank You *to those of you who referred us to your neighbors! There is no substitution for a personal recommendation and we want you to know we appreciate it!*

Just in time for the Holidays!



We completed this beautiful wood deck and NatureScape All Season patio room in early fall, just in time for the Holidays! The original porch, surrounded by uneven ground, overlooked a heavily wooded ravine. The view is beautiful but access to the area is steep and very slippery, especially when it rains. This well designed patio room and deck flow together to expand indoor living space, as well as, outdoor entertaining area.

The remodel project is simple, but accomplishes a lot. First, it offers the homeowners an opportunity to enjoy the view, from either inside their new patio room, or outside on their new deck. Second, the unique railing design

offers a special touch of style which really enhances the patio room addition. During the holidays, a few lights and greenery will create a festive area to celebrate and socialize. While during the summer, a few fresh plants and flowers will bring the beauty of nature right to their doorstep. What a perfect area for summer fun and relaxation! Thirdly, and most importantly, the backyard is now safer and the new residents of this retirement community don't have to worry about slipping on the uneven ground.



BEFORE:
A backyard porch overlooking a ravine.

AFTER:
A beautiful year round patio room with a new deck and stylish railing.

Welcome...Brad!



We would like to welcome Brad Geer to Fannin Remodeling Company, Inc. Brad is our new Production Manager and he brings a wealth of knowledge and experience to the position. Brad, originally from Deshler, Ohio, recently returned to the Toledo area from North Carolina. His professional experience includes both new home construction and remodeling projects. Most recently, he was a superintendent for R. N. Rouse and Company, Inc., a large com-

mercial building company in North Carolina, where he oversaw the construction of million dollar projects to schools and hospitals.

Brad began his construction career in 1986 at a local cabinet shop where he was hired as a clean-up person and after seven years, progressed to cabinet maker and installer. Since 1986, he has remained in the trades, gaining valuable experience in all phases of the construction industry.

A large part of Brad's job as Production Manager is to oversee the warranty program. So, if you call in with a question or concern, most likely Brad will be the person returning your call. In fact, he has already begun calling on many of you to introduce himself and leave a few business cards behind. Please join us in making Brad welcome at Fannin Remodeling Company.

Kurt's Korner

What A Difference A Summer Makes!




Last year I was a little Kindergartener and now I am a **BIG** first grader. I get to go to school all day just like the **BIG** kids! We get to wear uniforms, eat lunch at school, and have our own desk.

Mostly, I like being in the first grade, but I do miss all the fun we had in Kindergarten. I miss staying in extended care and playing with my friends all day. I miss snack time and circle time. And, I especially miss Isaiah, Cameron, and Jacob who moved away.

Like Dad always says, "That's the past, let's move forward." And forward, my classmates and I, are moving. We have math

homework almost every night, a spelling test once a week and we are learning to read. In fact, Ms. Kranz, my teacher, puts an ornament on the classroom Christmas tree for every book each student reads in the month of December. Our classroom tree is almost full.

We also did a special project for the Cultural Fair in November. Each classroom studied a different country and then



each student did a special project related to that country. Our class studied Hawaii.

Hawaii is my favorite place because they have pineapples, coconuts, and V-O-L-C-A-N-O-E-S. In fact, I did my special project on volcanoes. We

mixed baking soda and vinegar and made lava erupt over and over and over. That sure was fun. Did you know Lilo and Stitch live in Hawaii? Boy, are they lucky.

I told my friends that I wasn't going to miss any school because I would miss recess and I **like** recess. Dad says, "That's just fine, because he likes recess too!" In fact, he said, "Recess is like a mini vacation and everyone needs a vacation." My Dad...He is always looking out for me. In fact, he said 2005 is going to be a busy year. He said the Company is moving forward and that Bill is going to become a salesperson and Brad is going to train on the 20/20 kitchen design program. I asked Dad, "What do I get to do? I want to help!" He said I am a big help just being me, and that every time I hug him, it's like recess or a mini vacation at the end of a busy day. I gave him a big, toothless smile and promised that I would save a great big HUG for him everyday.

Napoleon Cremes

From The Fannin Family Kitchen!



- 1/2 cup butter
- 1/4 cup sugar
- 1/4 cup cocoa
- 1 teaspoon vanilla

- 1 egg slightly beaten
- 2 cups finely crushed graham crackers
- 1 cup flaked coconut
- 1/2 cup butter
- 3 tablespoons milk
- 1 pkg. (3-3/4 oz.) vanilla instant pudding
- 2 cups confectioner sugar
- 1 pkg. (6 oz.) semi sweet morsels
- 2 tablespoons butter

Combine first 4 ingredients in top of double boiler, cook over simmering water until butter melts. Stir in egg, continue cooking and stirring until mixture is thick, about 3 minutes. Blend in crumbs and coconut. Press into buttered 9 inch square pan. Cream 1/2 cup butter well, stir in milk, pudding mix and sugar. Beat until fluffy. Spread evenly over crust. Chill until firm. Melt chocolate and the butter over simmering water in top of double boiler. Spread over pudding layer, chill. Cut in 2 x 3/4 inch bars. Makes 44 candies.

DO YOU HAVE A FAVORITE RECIPE YOU'D LIKE TO SHARE? SEND IT TO FANNIN REMODELING, ATTENTION DEB.

Mark your calendars now to visit us at these upcoming...

2005 Shows



CAMP AND TRAVEL SHOW

(NatureScape Patio room on display only)

When: February 11th - 13th

Where: Seagate Centre

Time: Friday and Saturday 11:00 to 9:00 pm
Sunday 11:00 to 5:00 pm

HBA HOUSE AND HOME SHOW

When: February 18th - 20th

Where: Seagate Centre

Time: Friday 12:00 am to 9:00 pm
Saturday 10:00 am to 9:00 pm
Sunday 10:00 am to 5:00 pm

THRA HOME & GARDEN SHOW

When: March 11th - 13th

Where: Seagate Centre

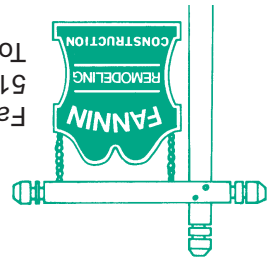
Time: Friday 4:00 pm to 9:00 pm
Saturday 10:00 am to 9:00 pm
Sunday 11:00 am to 6:00 pm

2005 CALENDAR OF EVENTS!


“The best way to predict the future is to create it.”



Fannin Remodeling Co.
5128 Airport Hwy.
Toledo, OH 43615



FANNIN REMODELING COMPANY



What Your Mind
Can Conceive,
Our Hands
Can Create

ROOM ADDITIONS • SECOND STORY
DORMERS • DECKS • KITCHENS • BATHS
ROOFING • SIDING • WINDOWS

419-389-0472
5128 AIRPORT HWY.

LICENSED • INSURED
OVER 25 YEARS EXPERIENCE

Call For A Free In Home Consultation



BEFORE: Exterior Flat Roof



AFTER: New Roof System Offers Better Water Drainage and Updates Appearance Of The Home